



Production Worksheet

EmbroideryStudio 2025 - Designing

HALOWEEN - PUMPKING

Design: Halloween - Pumpking

Title:


Stitches: 8.029
Height: 70.1 mm
Width: 60.9 mm
Colors: 5
Colorway: Colorway 1
Zoom: 1:1



Machine format: Tajima
Color changes: 4
Stops: 5
Trims: 13
Fabric: Pure Cotton
Required stabilizer: Topping:
Backing: Tear Away x 2
Appliqués: 0
Left: 30.5 mm
Right: 30.5 mm
Up: 35.0 mm
Down: 35.0 mm
EndX: 0.0 mm
EndY: 0.0 mm
Area: 4268.5 mm²
Max stitch: 8.3 mm
Min stitch: 0.3 mm
Max jump: 6.8 mm
Total thread: 43.94m
Total bobbin: 16.23m


Stop Sequence:

#	N#	Color	St.	Code	Name	Chart
1.	3		1.249	1648	Celery	Madeira PolyNeon 40
2.	1		4.301	1777	Bright Peach	Madeira PolyNeon 40
3.	4		943	1994	Lipstick Rose	Madeira PolyNeon 40
4.	2		1.310	1632	Blackberry Purple	Madeira PolyNeon 40
5.	5		224	1786	Hibiscus	Madeira PolyNeon 40







Color: 3
Stop: 1
Element:
Code: 1648
Name: Celery
Chart: Madeira PolyNeon 40
Stitches: 1.249
Thread used: 5.86m




Color: 1
Stop: 2
Element:
Code: 1777
Name: Bright Peach
Chart: Madeira PolyNeon 40
Stitches: 4.301
Thread used: 26.58m



Color: 4
Stop: 3
Element:
Code: 1994
Name: Lipstick Rose
Chart: Madeira PolyNeon 40
Stitches: 943
Thread used: 3.44m



Color: 2
Stop: 4
Element:
Code: 1632
Name: Blackberry Purple
Chart: Madeira PolyNeon 40
Stitches: 1.310
Thread used: 6.51m



Color: 5
Stop: 5
Element:
Code: 1786
Name: Hibiscus
Chart: Madeira PolyNeon 40
Stitches: 224
Thread used: 1.05m